

Great Pond Comprehensive Plan Survey
10/21/2014

TOWN	Frequency	Percent	Cum. Percent	
Great Pond	14	100.00%	100.00%	
Total	14	100.00%	100.00%	

A# DO YOU PLAN TO MAKE YOUR SEASONAL RESIDENCE YOUR PERMANENT RE	Frequency	Percent	Cum. Percent	
No	5	71.43%	71.43%	
Yes	2	28.57%	100.00%	
Total	7	100.00%	100.00%	

3# HOW LONG HAVE YOU LIVED IN YOUR TOWN?	Frequency	Percent	Cum. Percent	
10-20 years	1	7.14%	7.14%	
1-5 years	3	21.43%	28.57%	
20+ years	7	50.00%	78.57%	
6-10 years	3	21.43%	100.00%	
Total	14	100.00%	100.00%	

A# FIRE PROTECTION	Frequency	Percent	Cum. Percent	
Adequate	3	21.43%	21.43%	
Needs improvement	7	50.00%	71.43%	
Not sure	4	28.57%	100.00%	
Total	14	100.00%	100.00%	

WOULD YOU SUPPORT IMPROVING OR EXPANDING THROUGH INCREASED LOCAL	Frequency	Percent	Cum. Percent	
No	5	41.67%	41.67%	

Yes	7	58.33%	100.00%	
Total	12	100.00%	100.00%	

B#_RECREATIONAL FACILITIES	Frequency	Percent	Cum. Percent	
Adequate	13	92.86%	92.86%	
Needs improvement	1	7.14%	100.00%	
Total	14	100.00%	100.00%	

WOULD YOU SUPPORT IMPROVING OR EXPANDING THROUGH INCREASED LOCA1	Frequency	Percent	Cum. Percent	
No	11	91.67%	91.67%	
Yes	1	8.33%	100.00%	
Total	12	100.00%	100.00%	

C#_AMBULANCE	Frequency	Percent	Cum. Percent	
Adequate	6	42.86%	42.86%	
Needs improvement	1	7.14%	50.00%	
Not sure	7	50.00%	100.00%	
Total	14	100.00%	100.00%	

WOULD YOU SUPPORT IMPROVING OR EXPANDING THROUGH INCREASED LOCA2	Frequency	Percent	Cum. Percent	
No	6	54.55%	54.55%	
Yes	5	45.45%	100.00%	
Total	11	100.00%	100.00%	

D# ROAD MAINTENANCE	Frequency	Percent	Cum. Percent	
Adequate	4	28.57%	28.57%	

Needs improvement	10	71.43%	100.00%	
Total	14	100.00%	100.00%	

WOULD YOU SUPPORT IMPROVING OR EXPANDING THROUGH INCREASED LOCA3	Frequency	Percent	Cum. Percent	
No	3	25.00%	25.00%	
Yes	9	75.00%	100.00%	
Total	12	100.00%	100.00%	

E# SNOW REMOVAL/SANDING	Frequency	Percent	Cum. Percent	
Adequate	7	50.00%	50.00%	
Needs improvement	2	14.29%	64.29%	
Not sure	5	35.71%	100.00%	
Total	14	100.00%	100.00%	

WOULD YOU SUPPORT IMPROVING OR EXPANDING THROUGH INCREASED LOCA4	Frequency	Percent	Cum. Percent	
No	8	80.00%	80.00%	
Yes	2	20.00%	100.00%	
Total	10	100.00%	100.00%	

F# PUBLIC SCHOOLS	Frequency	Percent	Cum. Percent	
Adequate	11	78.57%	78.57%	
Needs improvement	1	7.14%	85.71%	
Not sure	2	14.29%	100.00%	
Total	14	100.00%	100.00%	

WOULD YOU SUPPORT IMPROVING OR EXPANDING THROUGH	Frequency	Percent	Cum. Percent	
---	------------------	----------------	---------------------	--

INCREASED LOCA5				
No	8	72.73%	72.73%	
Yes	3	27.27%	100.00%	
Total	11	100.00%	100.00%	

G# POLICE PROTECTION	Frequency	Percent	Cum. Percent	
Adequate	8	57.14%	57.14%	
Needs improvement	3	21.43%	78.57%	
Not sure	3	21.43%	100.00%	
Total	14	100.00%	100.00%	

WOULD YOU SUPPORT IMPROVING OR EXPANDING THROUGH INCREASED LOCA6	Frequency	Percent	Cum. Percent	
No	11	100.00%	100.00%	
Total	11	100.00%	100.00%	

H# CODE ENFORCEMENT	Frequency	Percent	Cum. Percent	
Adequate	10	71.43%	71.43%	
Needs improvement	2	14.29%	85.71%	
Not sure	2	14.29%	100.00%	
Total	14	100.00%	100.00%	

WOULD YOU SUPPORT IMPROVING OR EXPANDING THROUGH INCREASED LOCA7	Frequency	Percent	Cum. Percent	
No	9	90.00%	90.00%	
Yes	1	10.00%	100.00%	
Total	10	100.00%	100.00%	

I# PUBLIC ACCESS TO SHORE	Frequency	Percent	Cum. Percent	
Adequate	13	92.86%	92.86%	
Needs improvement	1	7.14%	100.00%	
Total	14	100.00%	100.00%	

WOULD YOU SUPPORT IMPROVING OR EXPANDING THROUGH INCREASED LOCA8	Frequency	Percent	Cum. Percent	
No	11	100.00%	100.00%	
Total	11	100.00%	100.00%	

J# LIBRARY	Frequency	Percent	Cum. Percent	
Adequate	8	57.14%	57.14%	
Needs improvement	1	7.14%	64.29%	
Not sure	5	35.71%	100.00%	
Total	14	100.00%	100.00%	

WOULD YOU SUPPORT IMPROVING OR EXPANDING THROUGH INCREASED LOCA9	Frequency	Percent	Cum. Percent	
No	9	81.82%	81.82%	
Yes	2	18.18%	100.00%	
Total	11	100.00%	100.00%	

K# TOWN OFFICE	Frequency	Percent	Cum. Percent	
Adequate	8	57.14%	57.14%	
Needs improvement	4	28.57%	85.71%	
Not sure	2	14.29%	100.00%	
Total	14	100.00%	100.00%	

WOULD YOU SUPPORT IMPROVING OR EXPANDING THROUGH INCREASED LOC10	Frequency	Percent	Cum. Percent	
No	7	63.64%	63.64%	
Yes	4	36.36%	100.00%	
Total	11	100.00%	100.00%	

L# SOLID WASTE DISPOSAL	Frequency	Percent	Cum. Percent	
Adequate	12	85.71%	85.71%	
Not sure	2	14.29%	100.00%	
Total	14	100.00%	100.00%	

WOULD YOU SUPPORT IMPROVING OR EXPANDING THROUGH INCREASED LOC11	Frequency	Percent	Cum. Percent	
No	9	90.00%	90.00%	
Yes	1	10.00%	100.00%	
Total	10	100.00%	100.00%	

M# COMPREHENSIVE PLAN	Frequency	Percent	Cum. Percent	
Adequate	5	35.71%	35.71%	
Needs improvement	2	14.29%	50.00%	
Not sure	7	50.00%	100.00%	
Total	14	100.00%	100.00%	

WOULD YOU SUPPORT IMPROVING OR EXPANDING THROUGH INCREASED LOC12	Frequency	Percent	Cum. Percent	
No	7	63.64%	63.64%	
Yes	4	36.36%	100.00%	
Total	11	100.00%	100.00%	

N# OTHER MUNICIPAL SERVICES (SPECIFY)	Frequency	Percent	Cum. Percent	
Total	0	100.00%	100.00%	

95% Conf Limits

F34	Frequency	Percent	Cum. Percent	
Total	0	100.00%	100.00%	

WOULD YOU SUPPORT IMPROVING OR EXPANDING THROUGH INCREASED LOC13	Frequency	Percent	Cum. Percent	
Total	0	100.00%	100.00%	

A#_JOB OPPORTUNITIES	Frequency	Percent	Cum. Percent	
No	8	57.14%	57.14%	
Yes	6	42.86%	100.00%	
Total	14	100.00%	100.00%	

B#_AFFORDABLE HOUSING	Frequency	Percent	Cum. Percent	
No	12	85.71%	85.71%	
Yes	2	14.29%	100.00%	
Total	14	100.00%	100.00%	

C# SPEEDING TRAFFIC	Frequency	Percent	Cum. Percent	
No	9	64.29%	64.29%	
Yes	5	35.71%	100.00%	
Total	14	100.00%	100.00%	

D# PROPERTY TAXES	Frequency	Percent	Cum. Percent	
No	12	85.71%	85.71%	
Yes	2	14.29%	100.00%	
Total	14	100.00%	100.00%	

E# POPULATION GROWTH	Frequency	Percent	Cum. Percent	
No	11	78.57%	78.57%	
Yes	3	21.43%	100.00%	
Total	14	100.00%	100.00%	

F# HIGH SPEED INTERNET	Frequency	Percent	Cum. Percent	
No	11	78.57%	78.57%	
Yes	3	21.43%	100.00%	
Total	14	100.00%	100.00%	

G# POPULATION GROWTH	Frequency	Percent	Cum. Percent	
No	12	85.71%	85.71%	
Yes	2	14.29%	100.00%	
Total	14	100.00%	100.00%	

H# POTABLE WATER	Frequency	Percent	Cum. Percent	
No	14	100.00%	100.00%	
Total	14	100.00%	100.00%	

I# AIR OR WATER QUALITY	Frequency	Percent	Cum. Percent	
No	13	92.86%	92.86%	
Yes	1	7.14%	100.00%	
Total	14	100.00%	100.00%	

J# PUBLIC TRASPORTATION	Frequency	Percent	Cum. Percent	
No	14	100.00%	100.00%	
Total	14	100.00%	100.00%	

K# LOSS OF WILDLIFE HABITAT	Frequency	Percent	Cum. Percent	
No	7	50.00%	50.00%	
Yes	7	50.00%	100.00%	
Total	14	100.00%	100.00%	

L# TIMBER HARVESTING	Frequency	Percent	Cum. Percent	
No	7	50.00%	50.00%	
Yes	7	50.00%	100.00%	
Total	14	100.00%	100.00%	

M# OTHER PROBLEMS (SPECIFY)	Frequency	Percent	Cum. Percent	
Total	0	100.00%	100.00%	

F49	Frequency	Percent	Cum. Percent	
No	1	100.00%	100.00%	
Total	1	100.00%	100.00%	

3# DO YOU FEEL THAT THE TOWN GOVERNMENT IS RESPONSIVE TO YOUR NE	Frequency	Percent	Cum. Percent	
No	2	14.29%	14.29%	
Yes	12	85.71%	100.00%	
Total	14	100.00%	100.00%	

A# SINGLE FAMILY HOUSES	Frequency	Percent	Cum. Percent	
-------------------------	-----------	---------	--------------	--

No	3	21.43%	21.43%	
Undecided	1	7.14%	28.57%	
Yes	10	71.43%	100.00%	
Total	14	100.00%	100.00%	

B# DUPLEXES	Frequency	Percent	Cum. Percent	
No	11	78.57%	78.57%	
Undecided	1	7.14%	85.71%	
Yes	2	14.29%	100.00%	
Total	14	100.00%	100.00%	

C# APARTMENTS	Frequency	Percent	Cum. Percent	
No	11	78.57%	78.57%	
Undecided	1	7.14%	85.71%	
Yes	2	14.29%	100.00%	
Total	14	100.00%	100.00%	

D# AFFORDABLE HOUSING	Frequency	Percent	Cum. Percent	
No	8	57.14%	57.14%	
Undecided	2	14.29%	71.43%	
Yes	4	28.57%	100.00%	
Total	14	100.00%	100.00%	

E# MOBILE HOMES ON INDIVIDUAL LOTS	Frequency	Percent	Cum. Percent	
No	8	57.14%	57.14%	
Yes	6	42.86%	100.00%	
Total	14	100.00%	100.00%	

F# CLUSTER (OR OPEN SPACE) HOUSING	Frequency	Percent	Cum. Percent	
No	11	78.57%	78.57%	
Undecided	3	21.43%	100.00%	
Total	14	100.00%	100.00%	

95% Conf Limits

No 49.20% 95.34%

Undecided 4.66% 50.80%

F58	Frequency	Percent	Cum. Percent	
a. Anywhere in town	1	7.14%	7.14%	
b. In remote rural areas	2	14.29%	21.43%	
c. Adjacent to commercial areas	1	7.14%	28.57%	
e. In as few places in town as possibl	6	42.86%	71.43%	
f. Anywhere but near built up residential area	1	7.14%	78.57%	
in planned areas	1	7.14%	85.71%	
No Park	1	7.14%	92.86%	
There is no property available for such a purpose.	1	7.14%	100.00%	
Total	14	100.00%	100.00%	

A# RESIDENTIAL	Frequency	Percent	Cum. Percent	
Anywhere in town	8	57.14%	57.14%	
Close to village centers	2	14.29%	71.43%	
Nowhere in town	1	7.14%	78.57%	
Specifically designated areas	2	14.29%	92.86%	
Undecided	1	7.14%	100.00%	
Total	14	100.00%	100.00%	

B# COMMERCIAL (RETAIL & SERVICES)	Frequency	Percent	Cum. Percent	
Anywhere in town	2	14.29%	14.29%	
Close to villages centers	4	28.57%	42.86%	
Nowhere in town	4	28.57%	71.43%	
Specifically designated areas	4	28.57%	100.00%	
Total	14	100.00%	100.00%	

C# LIGHT MANUFACTURING OPERATIONS	Frequency	Percent	Cum. Percent	
Anywhere in town	2	14.29%	14.29%	
Close to village centers	1	7.14%	21.43%	
Nowhere in town	8	57.14%	78.57%	
Specifically designated areas	1	7.14%	85.71%	
Undecided	2	14.29%	100.00%	
Total	14	100.00%	100.00%	

D# HEAVY INDUSTRIAL OPERATIONS	Frequency	Percent	Cum. Percent	
Anywhere in town	2	14.29%	14.29%	
Nowhere in towns	11	78.57%	92.86%	
Specifically designated areas	1	7.14%	100.00%	
Total	14	100.00%	100.00%	

E# GRAVEL EXTRACTION	Frequency	Percent	Cum. Percent	
Anywhere in town	1	7.14%	7.14%	
Nowhere in town	6	42.86%	50.00%	
Specifically designated areas	6	42.86%	92.86%	
Undecided	1	7.14%	100.00%	
Total	14	100.00%	100.00%	




F# CELL TOWERS	Frequency	Percent	Cum. Percent	
Anywhere in town	1	7.14%	7.14%	
Nowhere in town	4	28.57%	35.71%	
Specifically designated areas	9	64.29%	100.00%	
Total	14	100.00%	100.00%	





G# WIND TURBINES	Frequency	Percent	Cum. Percent	
Anywhere in town	1	7.14%	7.14%	
Nowhere in town	4	28.57%	35.71%	
Specifically designated areas	9	64.29%	100.00%	
Total	14	100.00%	100.00%	




H# GAS OR OIL PIPELINES	Frequency	Percent	Cum. Percent	
Anywhere in town	1	7.14%	7.14%	
Close to village centers	1	7.14%	14.29%	
Nowhere in town	6	42.86%	57.14%	
Specifically designated areas	6	42.86%	100.00%	
Total	14	100.00%	100.00%	





I# EAST/WEST HIGHWAY	Frequency	Percent	Cum. Percent	
Anywhere in town	1	7.14%	7.14%	
Close to village centers	1	7.14%	14.29%	
Nowhere in town	8	57.14%	71.43%	
Specifically designated areas	3	21.43%	92.86%	
Undecided	1	7.14%	100.00%	
Total	14	100.00%	100.00%	





A# AGRICULTURE LAND	Frequency	Percent	Cum. Percent	
----------------------------	------------------	----------------	---------------------	--


No	2	14.29%	14.29%	
Yes	12	85.71%	100.00%	
Total	14	100.00%	100.00%	

B# FOREST LAND	Frequency	Percent	Cum. Percent	
No	3	21.43%	21.43%	
Undecided	1	7.14%	28.57%	
Yes	10	71.43%	100.00%	
Total	14	100.00%	100.00%	

C# TREE GROWTH	Frequency	Percent	Cum. Percent	
No	4	28.57%	28.57%	
Yes	10	71.43%	100.00%	
Total	14	100.00%	100.00%	

D# WILDLIFE HABITAT	Frequency	Percent	Cum. Percent	
No	3	21.43%	21.43%	
Undecided	2	14.29%	35.71%	
Yes	9	64.29%	100.00%	
Total	14	100.00%	100.00%	

E# AQUIFERS	Frequency	Percent	Cum. Percent	
No	1	7.14%	7.14%	
Undecided	3	21.43%	28.57%	
Yes	10	71.43%	100.00%	
Total	14	100.00%	100.00%	

F# WETLANDS	Frequency	Percent	Cum. Percent	
No	3	21.43%	21.43%	

Undecided	1	7.14%	28.57%	
Yes	10	71.43%	100.00%	
Total	14	100.00%	100.00%	

G# SCENIC VIEWS	Frequency	Percent	Cum. Percent	
No	2	14.29%	14.29%	
Undecided	1	7.14%	21.43%	
Yes	11	78.57%	100.00%	
Total	14	100.00%	100.00%	

H# DEER WINTERING AREAS	Frequency	Percent	Cum. Percent	
No	2	14.29%	14.29%	
Undecided	1	7.14%	21.43%	
Yes	11	78.57%	100.00%	
Total	14	100.00%	100.00%	

I# UNION RIVER WATERSHED	Frequency	Percent	Cum. Percent	
Undecided	1	7.14%	7.14%	
Yes	13	92.86%	100.00%	
Total	14	100.00%	100.00%	

J# LAKE WATERSHEDS	Frequency	Percent	Cum. Percent	
No	1	7.14%	7.14%	
Undecided	1	7.14%	14.29%	
Yes	12	85.71%	100.00%	
Total	14	100.00%	100.00%	

5#_HOW IMPORTANT IS MAINTAINING THE RURAL WAY OF	Frequency	Percent	Cum. Percent	
---	------------------	----------------	---------------------	--

LIFE?				
Not very important	2	14.29%	14.29%	
Very important	12	85.71%	100.00%	
Total	14	100.00%	100.00%	

6# PLEASE INDICATE WHAT YOU LIKE MOST ABOUT LIVING IN YOUR TOWN:	Frequency	Percent	Cum. Percent	
Did like but gossip has overrun the town.	1	8.33%	8.33%	
It's quiet, access to water and nature.	1	8.33%	16.67%	
Peace, quiet and good neighbors.	1	8.33%	25.00%	
Peaceful country living	1	8.33%	33.33%	
Quiet rural area with friendly residents	1	8.33%	41.67%	
Quiet, fresh air, wildlife.	1	8.33%	50.00%	
Quiet, rural nature. Little development. Definitely don't want an east-west highway!!	1	8.33%	58.33%	
Quiet; privacy	1	8.33%	66.67%	
tax base	1	8.33%	75.00%	
The beauty of the area, no noise pollution	1	8.33%	83.33%	
The expanse of natural surroundings, clean air and water.	1	8.33%	91.67%	
The wildlife, vistas, clean air, clean water, lake for swimming and boating, fishing, walking the woods roads, the school, the people of this town, the quietness.	1	8.33%	100.00%	
Total	12	100.00%	100.00%	

7#_PLEASE INDICATE WHAT YOU LIKE LEAST ABOUT LIVING IN YOUR TOW	Frequency	Percent	Cum. Percent	
Excessive clear cutting	1	9.09%	9.09%	

Gossip	1	9.09%	18.18%	
Hateful people which I ignore	1	9.09%	27.27%	
I can't think of anything	1	9.09%	36.36%	
nothing	1	9.09%	45.45%	
People always wanting to change the town once they move in. Makes you wonder why they wanted to move here.	1	9.09%	54.55%	
Poor cell phone coverage, poorly maintained paved roads	1	9.09%	63.64%	
The cars, trucks,buses and campers going way over the speed limit on Great Pond Road. Also the length of time it takes police, fire, and emergency personnel to get to this town.	1	9.09%	72.73%	
The fact that people do not get along - It makes no sense to live in a place where you are at odds with your neighbors. Those of us who do get along.	1	9.09%	81.82%	
the road getting to it	1	9.09%	90.91%	
Wide swatches of lumbering	1	9.09%	100.00%	
Total	11	100.00%	100.00%	

9#_FEEL FREE TO MAKE ANY ADDITIONAL COMMENTS HERE (USE ADDITIONA	Frequency	Percent	Cum. Percent	
I feel the federal government should assist in the upkeep of the Great Pond Road as a large amount of traffic is to the Naval Rec Area (Dow Pines)	1	100.00%	100.00%	
Total	1	100.00%	100.00%	